



# Fruit & Veg

## - Visuals -



Posters



# Contents



Click on the item or page number to go to the page.

Product Information	Page/s
My Special Adventures social media and store links	3
Terms of Use	4
Credits- sources of font, clipart, photos	4
Product information - Purpose	5
- How to assemble	5
- Which poster to use?	5
Classification of fruits and vegetables	6
Teaching Tips- Other fruit and veg products available	7

Product	Page/s
Poster- Fruit (Commonly classified)	9
Poster- Fruit (Botanically classified)	10
Poster- Vegetable (Commonly classified)	11
Poster- Vegetable (Botanically classified)	12





# Thank YOU for your purchase!

Thank you so much for your support by purchasing this product. I really hope you and your students enjoy it!

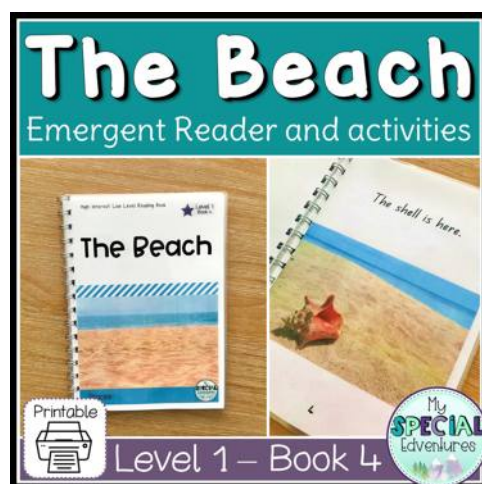
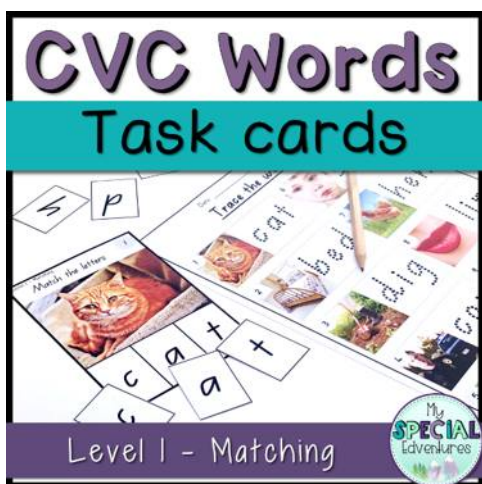
If you have any questions, comments or feedback, please connect with me using one of the social media links below or email me at [myspecialadventures@gmail.com](mailto:myspecialadventures@gmail.com).

😊 Did you know you can earn credits towards a free product on TpT by leaving feedback? Find out more [here](#).

## Let's connect!



## Other products you may love :



# Terms of Use



## You can

- Use this product in your classroom
- Refer teachers who are interested in this product to where they can find it on TpT
- Print this resource for parents or substitute teachers to use for their students
- Refer to this product on social media, using a cover photo or photos of the product in use, and reference My Special Adventures.

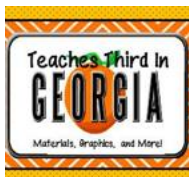
## You can't

- Share this resource with other teachers.
- Give a digital copy of any part of this resource to parents, teachers or substitute teachers.
- Sell all or part of this product or claim it as your own on social media.
- Use font, clipart or photos from this product in your own products.

If you have any questions about these terms of use, please don't hesitate to contact me via email at [myspecialadventures@gmail.com](mailto:myspecialadventures@gmail.com).

# Credits

This resource wouldn't be the same without these amazing artists, resources and websites.





# Product Information

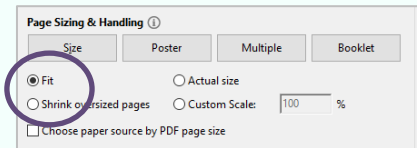
## Fruit & Veg Topic Cards

### Purpose

Building student vocabulary is crucial for students understanding of curriculum and the world, particularly for those with communication difficulties. These Fruit & Veg Posters feature high-quality images and easy to read font, and are a great classroom visual to reinforce communication skills and emergent literacy in the classroom. Use them during a unit on food or healthy eating, or simply to aid conversation during mealtimes and cooking.

### How to assemble

1. Print posters (page 10 – 14)
  - For large classroom posters, print in full colour, single sided on A3 paper. In Printer settings, choose paper size and click 'Fit' to page.
  - For individual student posters / vocabulary boards, print in full colour, single sided on A4 paper. In Printer settings, choose paper size and click 'Fit' to page.
2. Laminate posters.
3. Now you're ready to go!



Alternative: If you are short on time and only need to use the topic cards for a short time, you can skip the laminating simply use paper posters.

### Which poster to use?

Depending on whether you want to teach students the commonly used fruits and vegetables, or use the scientific classifications, posters have been created for both.

Pick the posters that suit your students understanding and what classifications will most benefit them. For example, some older students with Autism may want to know the correct and scientific classifications, however some other students with disabilities may be confused if you teach that things that have thought were vegetables are actually fruit.



# Product Information

## Classification of Fruit & Veg

There is often confusion about the classification of fruit and vegetables, due to differences in the scientific/botanical definition and culinary uses. Botanically speaking, a fruit is an edible product of a flowering plant, contains seeds and is the means in which the plant spreads its seeds. Vegetables are all other edible parts of the plants including the leaves (lettuce), roots (carrot), stems (celery) and flower buds (broccoli).

This product contains images and names of the following fruits and vegetables (as listed in the table below).

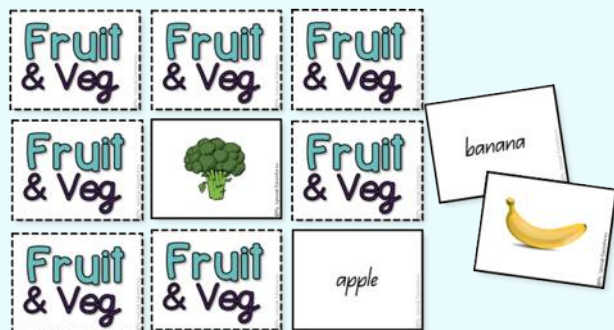
Fruits		Vegetables
Common	Often mistaken as Vegetables	
strawberry kiwi fruit orange banana apple blueberry honeydew melon mango lime cherry watermelon grapefruit rockmelon/ cantaloupe passionfruit grapes raspberry pineapple pear lemon papaya pomegranate lychee peach mandarin / clementine plum coconut apricot fig	avocado zucchini/ courgette tomato eggplant/ aubergine pumpkin green beans capsicum/ pepper cucumber	carrot mushroom broccoli corn onion potato cauliflower spinach cabbage lettuce spring onions / shallots asparagus beetroot garlic brussel sprouts leek radish sweet potato celery
<div>OTHER</div> <div>Peas- they are a legume</div>		



# Teaching Tips

## Additional Fruit & Vegetable activities

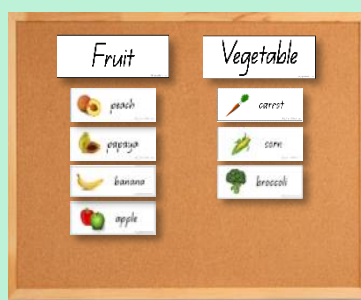
Further reinforce fruit and vegetable vocabulary with these engaging activities and resources (available in the 'My Special Adventures' store).



Memory Game




Worksheets

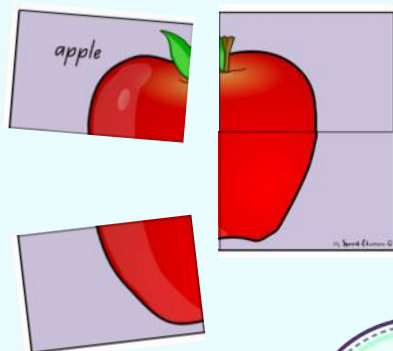


Word Wall

## BINGO




## Puzzles





# Fruit & Veg POSTERS

Print the following pages to  
make your resource.



See Product Information for instruction  
on how to assemble and use.

Take me to the  
Product Information





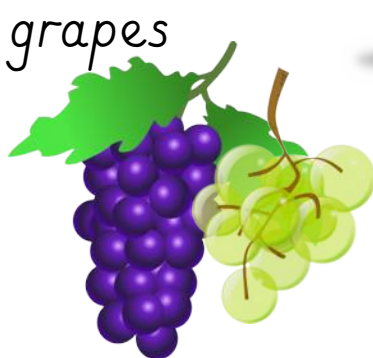
# Fruit



kiwi fruit




mango



grapes



fig



grapefruit



lychee



strawberry



nectarine



honeydew melon

mandarin / clementine



raspberry



pomegranate



papaya



blueberry



peach



passionfruit




banana



orange



coconut



pear



rock melon / cantaloupe



cherry



watermelon




lemon




apricot



lime



plum



apple

pineapple





# Fruit



kiwi fruit




mango



strawberry



eggplant /  
aubergine




grapes



fig


grapefruit



beans



honeydew  
melon



mandarin / clementine



nectarine



lychee

pomegranate



papaya

raspberry



avocado



peach

capsicum /  
pepper



passionfruit



banana



blueberry




cucumber



orange



coconut



pear



pumpkin



cherry



apricot

zucchini / courgette



tomato

rock melon /  
cantaloupe



lemon



lime




plum



watermelon

apple



pineapple





# Vegetables


lettuce



leek




cauliflower

zucchini /  
courgette

radish



sweet potato



celery



corn




pumpkin



brussel sprouts



carrot



mushroom



beans

beetroot



cucumber



garlic



cabbage

capsicum /  
pepper

spring onions / shallots



spinach

eggplant /  
aubergine

onion




broccoli



potato



asparagus





# Vegetables

cauliflower




lettuce



radish



sweet potato



corn



leek



brussel sprouts



celery

carrot



cabbage



mushroom



spring onions / shallots



beetroot



garlic


onion



broccoli



asparagus



potato



spinach

