

I Have, Who Has Picture Cards

**to teach students how to play
the game**

Jennifer Tilton

www.kindertrips.blogspot.com

The game “I Have, Who Has” is a great way to review and practice fluency for numerous skills.

I created this game using just pictures to teach the students how to play the game.

The game cards are designed so that the student reads the green box first, then the red box.

I hope this helps your students learn how to play the game and then you can use it for other skills!

Graphics:


KPM Doodles

www.sweetclipart.com


I have



I have




Who has




Who has



I have




I have




Who has



Who has



I have



I have



Who has



Who has



I have




I have




Who has



Who has



I have



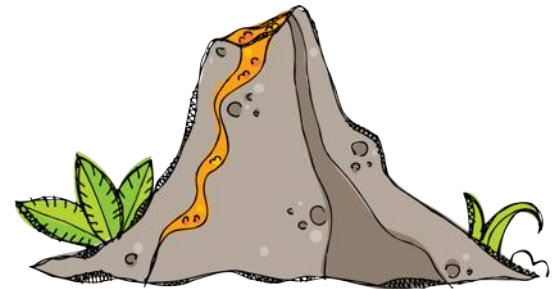
I have



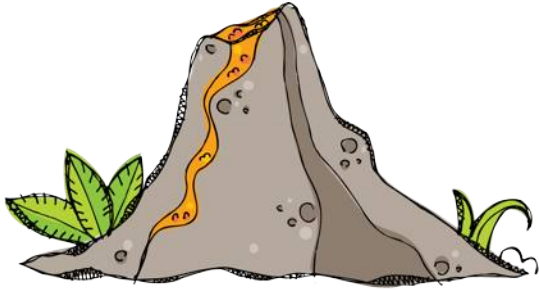
Who has




Who has




I have




I have




Who has



Who has



I have



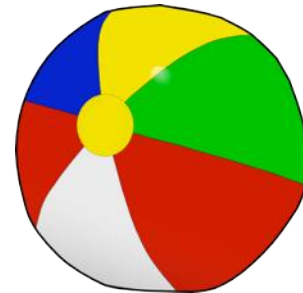
I have



Who has



Who has



I have



I have



Who has



Who has




I have




I have




Who has




Who has




I have




I have




Who has



Who has



I have




I have




Who has



Who has



I have



I have



Who has




Who has




I have



I have



Who has



Who has

